



The Indoor Motion Sensor alarms when motion is sensed or when the external contact is opened. It is battery powered and requires no installation tools. A Pyroflex™ sensor with HighBar™ signal processing allows for industry-leading pet immunity and catch performance.

Features

- Industry-leading pet immunity and catch performance
- Supports both motion zone and an external contact zone
- Mountable on walls or in corners
- 5 year warranty

Enroll by placing the panel into wireless enrollment mode and then sending an enrollment signal from the motion sensor. The external contact can be enrolled by holding down the tamper and installing the battery.

Options for sending an Enrollment Signal

- Remove the battery tab and cover to trip tamper

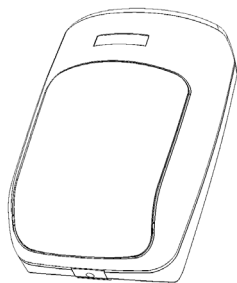
Install using the included 3M™ VHB™ tape to adhere the motion sensor on a wall or in a corner. The tape should be applied to the **back** when wall mounting or to the **back bevels** when corner mounting. Alternatively, screw mounting can be done by punching out the screw mounting holes.

Installation Tips

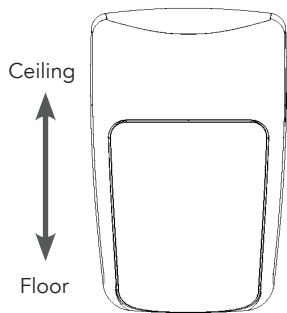
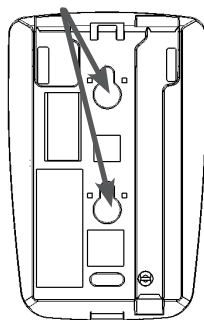
- Mount 7.5 to 9.5 feet from the floor for an optimal balance between catch performance and pet immunity.
- Remove the cover and circuit board before trying to punch out the screw mounting holes.
- Ensure the bug foam stays intact and snug around the IR sensing element when re-installing the circuit board.

External Contact

- Use a **normally-closed** contact because the motion sensor will transmit an alarm when it sees the external contact **open**.
- Do not use end-of-line resistors.



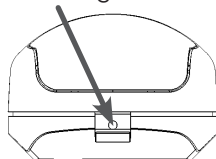
Mounting Screw Holes



Floor

Ceiling

Cover-Securing Screw Hole



Pro Tips

Walk test mode is entered by pressing the motion sensor's tamper button. The walk test lasts three minutes.

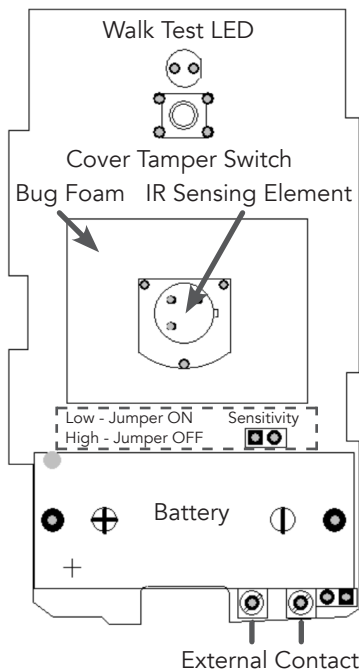
Walk Test Operation

- The walk test LED turns on when motion is sensed.
- The motion sensor performs a re-calibration after each activation. The re-calibration takes about 30 seconds. The sensor will NOT sense motion during the re-calibration.
- Wireless transmissions are sent for each detection, so walk test mode can also be used to test the panel.

3M™ VHB™ Tape works great if the surface is properly prepared and firm pressure is applied for over 10 seconds.

Surface Preparation

- Clean the surface
- Ensure the mounting surface temperature is above 50 °F

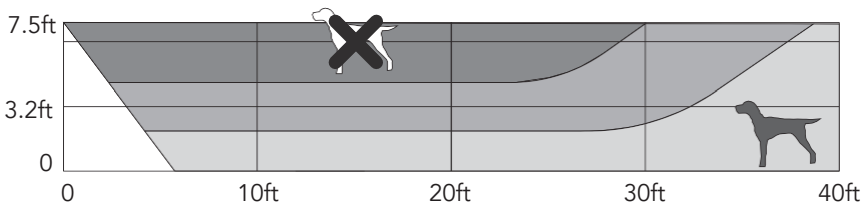


Motion lockout is active for three minutes after a motion event is detected. During the motion lockout period, motion events will be ignored.

Motion sensitivity can be adjusted by the sensitivity jumper on the circuit board.

- Jumper Installed (lower sensitivity): Detects person in 3 to 5 steps. Increases pet immunity. Usually for security applications.
- Jumper NOT Installed (higher sensitivity): Detects person in 2 to 4 steps. Usually for occupancy applications.

Pet immunity is optimized when the motion sensor is mounted at 7.5 to 9.5 feet high and aimed **away** from house features that could allow pets to be high in the detection field (e.g. stairs, counter tops, tall furniture).



Motion catch performance is best when the motion sensor is positioned so a person would typically walk across the front of the motion sensor instead of directly toward the motion sensor.

Motion Detection Tips

- Provide a clear line-of-sight to the monitored area and remember that glass blocks infrared energy.
- Aim away from windows and sunlight.
- Aim away from air conditioners, heaters or heating/cooling vents.

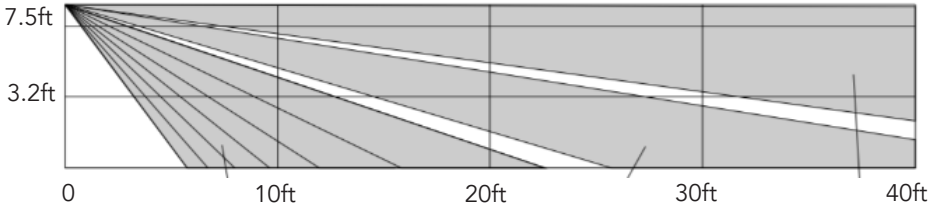
Accessories

Gimbal mount (RE019 and RE019-10) allows the motion sensor direction to be adjusted *after* mounting on a wall.

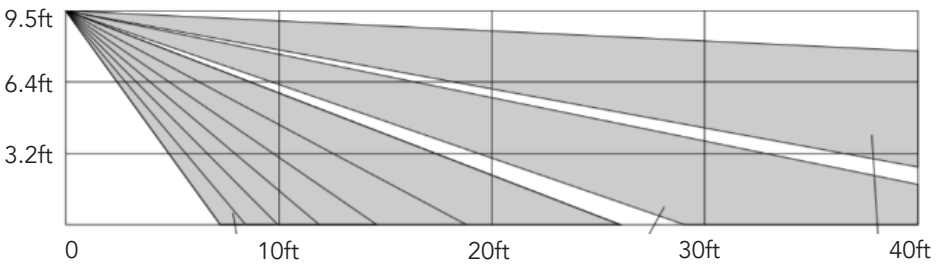
Horizontal beam lens (RE020) has less *look-down* which results in increased pet immunity.

Specifications

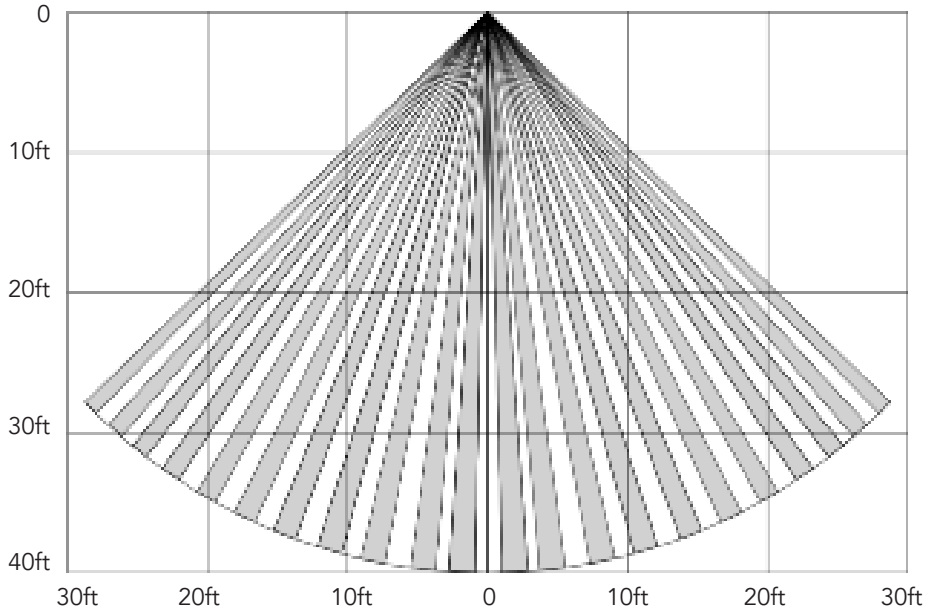
Side field of view for a mounting height of 7.5 feet



Side field of view for a mounting height of 9.5 feet



Top field of view



Specifications

Physical	
Housing Dimensions	3.50 x 2.40 x 1.70 inches (8.9 x 6.1 x 4.3 cm)
Weight with Battery	3.2 ounces (91 grams)
Mounting Fastener	3M™ VHB™ Tape or Screws (both provided)
Environmental	
Operating Temperature	32 to 120 °F (0 to 49 °C)
Maximum Humidity	85% non-condensing relative humidity
Sensor Specifications	
Frequency	433.92 MHz
Pet Immunity	Two 60-pound dogs or one 85-pound dog
Replacement Battery	One Panasonic® CR123A
Nominal Battery Life	6 to 8 years
Battery Voltage	3.0 VDC (Nominal), 2.2 VDC (Low)
Current Draw	30 mA (Maximum), 20 uA (Quiescent)
Optimal Mounting Height	7.5 to 9.5 feet (2.3 to 3.0 m)
Transmitted Indications	Cover Tamper, Low Battery, Supervision
Maximum Wire Length for External Contact	7.5 feet
Certification	
RE310P	FCC, IC

Specifications subject to change without notice

WARRANTY

Alula will replace all non-portable products that are defective in their first five (5) years.

IC NOTICE

This device complies with Industry Canada license-exempt RSS standard(s). Operation is subject to the following two conditions:

- (1) This device may not cause interference, and
- (2) This device must accept any interference, including interference that may cause undesired operation of the device.

Le présent appareil est conforme aux cnr d'Industrie Canada applicables aux appareils radio exempts de licence. L'exploitation est autorisée aux deux conditions suivantes:

- (1) L'appareil ne doit pas produire de brouillage, et
- (2) L'utilisateur de l'appareil doit accepter tout brouillage radioélectrique subi, même si le brouillage est susceptible d'en compromettre le fonctionnement.

IC: 8310A-RE310

FCC NOTICE

This device complies with Part 15 of the FCC rules. Operation is subject to the following two conditions:

- (1) This device may not cause harmful interference.
- (2) This device must accept any interference that may be received, including interference that may cause undesired operation.

Changes or modifications not expressly approved by Alula could void the user's authority to operate this equipment.

FCC ID: U5X-RE310

TRADEMARKS

Alula is a trademark owned by Alula Holdings, LLC.

DSC is a trademark owned by TYCO Safety Products Canada LTD.

Alula products will function with DSC systems. However, no Alula product is produced by, endorsed by, nor is officially associated with DSC. Alula recommends verifying proper enrollment and operation, per control panel installation instructions, at installation.

3M and VHB are trademarks owned by 3M Company.
Panasonic is a trademark owned by Panasonic Corporation.
Pyroflex and Highbar are trademarks of Sun Chemical Corporation.